



July 1, 2019

PRODUCT AND PRICING BULLETIN

NEW HOLLAND BRAND PRODUCTS, U.S. NO. 19-15A

NEW HOLLAND AG DEALERS WITH CPT AGREEMENT

SUBJECT: **COMPACT LOADERS: COMPLETE REVISION EFFECTIVE 10/1/2019**

The agricultural industry is constantly evolving to meet the world's shifting needs. Here at New Holland, we're focused on matching pace with those changes to help you get the job done. Together, we can make our customers' jobs easier and raise industry standards along the way.



Attached please find a complete revision of the Compact Loaders Price and Data pages which reflect a general economic price increase for units invoiced 10/1/2019 and beyond.

Please take advantage of Fast Pick configurations of select Compact Tractor Loaders. These Fast Pick loaders are the perfect match for Fast Pick tractor configurations. Available Fast Pick Configurations:

- 140TLA2 for WORKMASTER™ 35 and 40 T4B Fast Picks
- 250TLA2 for Boomer™ 40 Cab T4B Fast Pick
- 260TLA2 for Boomer™ 50 ROPS and Cab T4B Fast Picks

Select implement Fast Pick packages are also available.

This bulletin and the price pages may be accessed via the Dealer Portal if you have the CPT agreement with New Holland. Log on to the Dealer Portal. With the "Wholegoods" button displayed, click on "Pricing," click on "Loaders and Tractor Implements," and then click on "Compact Loaders." The latest published items will appear at the top of the list. Please replace your current P&D pages with those attached to this bulletin.

Christine Chleboun
Director, Commercial Marketing
New Holland North America

Dan Valen
Director, Product Marketing
New Holland, North America

Attachment



IMPLEMENTS - "COMPACT LOADERS" INDEX

<u>EQUIPMENT DESCRIPTION</u>	<u>LATEST REVISION</u>	<u>PAGE NUMBER</u>
Index	10/01/19	1
Loaders		
100LC for WORKMASTER 25S Sub Compact	10/01/19	2
200LC for WORKMASTER 25 (Tier 4B)	10/01/19	4
140TLA2 for WORKMASTER 35/40 (Tier 4B)	10/01/19	6
140TL for WM 33/37 (Tier 4B) Current Inventory Only		
235TLA for Boomer 24 Current Inventory Only	10/01/19	14
250TLA2 for Boomer 35/40 Rops & 40 Cab (Tier 4B)	10/01/19	18
250TLA1 for Boomer 33/37 (Tier 4B) Current Inventory Only		
250TLA1 for Boomer 37 Cab (Tier 4B) Current Inventory Only		
260TLA2 for Boomer 45/50/55 Rops & Cab (Tier 4B)	10/01/19	26
260TLA1 for Boomer 41/47 (Tier 4B) Current Inventory Only		
260TLA1 for Boomer 41/47 Cab (Tier 4B) Current Inventory Only		
250TLA for Boomer 3000 Series (Tier 3) Current Inventory Only	10/01/19	34
250TLA for Boomer 45D/50D (Tier 3) Current Inventory Only		
250TLA for Boomer 46D/54D (Tier 4B) Current Inventory Only		



**100LC LOADER FOR WM25S SUBCOMPACT (ONLY)
US PRICE LIST**

Standard Equipment

TRACTOR APPLICATIONS:

- Current New Holland Compact Models:
- WORKMASTER™ 25S (ONLY)

NOTE:

- Important Compatibility Information
- A configured model 100LC is ONLY compatible with the WORKMASTER 25S Subcompact tractor
- To assure proper performance, see Operator's Manual for recommended counterweighting

Loader Specifications:

- Lift Capacity to Maximum Height
- @ Bucket Pivot Pins (lbs.): 1005
- @ 500mm forward (lbs.): 693
Lift Capacity to 1500 mm Height
- @ Bucket Pivot Pins (lbs.): 1142
- @ 500mm forward (lbs.): 823

Breakout Force

- @ Bucket Pivot Pins (lbs.): 2078
- @ 500mm forward (lbs.): 1426

- Max Lift Height @ Pivot Pin (in.): 72
Clearance w/Bucket Dumped (in.): 51
Reach at Maximum Height (in.): 23.4
Maximum Dump Angle (deg.): 46
Maximum Rollback Angle (deg.): 28
Digging Depth (in.): 4.6
Height in Carry Position (in.): 41.5

Bucket Size and Capacity

- Width: 50 Inch
- Capacity (cu. ft.)
 Struck: 5.3
 Heaped: 7.4

Cycle Times(sec)

- Raise: 3.6
- Lower: 2.1
- Bucket Dump: 2.3
- Bucket Rollback: 1.5

Approx. Weight w/ Bucket (lbs.): 363

Loader specifications may vary based on tractor model, hydraulic system, tire size, etc.

*NOTE: The 100LC DOES NOT come with mid mount valve, couplers or joystick as these items are standard on the WORKMASTER™ 25S

WARRANTY

New Holland Standard Warranty Applies



**100LC LOADER FOR WM25S SUBCOMPACT (ONLY)
US PRICE LIST**

Models

COMMERCIAL MODEL	MODEL	Weight	Factory Data	List Price
LC100	100LC	511 LB	9002387P02	\$2,911.00



**200LC LOADER FOR WM25 (ONLY)
US PRICE LIST**

Standard Equipment

TRACTOR APPLICATIONS:

- Current New Holland Compact Models:
- WORKMASTER™ 25 (ONLY)

NOTE:

- Important Compatibility Information
- A configured model 200LC is ONLY compatible with the WORKMASTER 25 compact tractor. It is NOT compatible with WORKMASTER 33/37 (T4B) or WORKMASTER 35/40 (T4B) compact tractors
- To assure proper performance, see Operator's Manual for recommended counterweighting

Loader Specifications:

- Lift Capacity to Maximum Height
- @ Bucket Pivot Pins (lbs.): 1600
- @ 500mm forward (lbs.): 1214
Lift Capacity to 1500 mm Height
- @ Bucket Pivot Pins (lbs.): 1955
- @ 500mm forward (lbs.): 1508

Breakout Force

- @ Bucket Pivot Pins (lbs.): 2637
- @ 500mm forward (lbs.): 1926

- Max Lift Height @ Pivot Pin (in.): 94.3
Clearance w/Bucket Dumped (in.): 64.3
Reach at Maximum Height (in.): 18.2
Maximum Dump Angle (deg.): 52
Maximum Rollback Angle (deg.): 41
Digging Depth (in.): 4.3
Height in Carry Position (in.): 51.3

Bucket, Type Size and Capacity

- Quick Attach Design
- Width: 66 Inch
- Capacity (cu. ft.)
Struck: 9.5
Heaped: 14.5

Cycle Times (sec)

- Raise: 3.1
- Lower: 2.0
- Bucket Dump: 1.7
- Bucket Rollback: 2.7

Approx. Weight w/ Bucket (lbs.): 1819

Loader specifications may vary based on tractor model, hydraulic system, tire size, etc.

*NOTE: The 200LC comes with a mid mount valve and couplers.

WARRANTY

New Holland Standard Warranty Applies



**200LC LOADER FOR WM25 (ONLY)
US PRICE LIST**

Models

COMMERCIAL MODEL	MODEL	Weight	Factory Data	List Price
LC200	200LC	1,124 LB	9003490P74	\$4,257.00



**140TLA2 FARM LOADER WM35/40 (T4B ONLY)
US PRICE LIST**

Standard Equipment

TRACTOR APPLICATIONS:

- Current New Holland Compact Models:
- WORKMASTER™ 35 (T4B ONLY)
 - WORKMASTER™ 40 (T4B ONLY)

NOTE:

- Important Compatibility Information
- A configured model 140TLA2 is NOT compatible with the WORKMASTER 35/40 T3 or WM33/37 T4B Tractors
 - To assure proper performance, see Operator's Manual for recommended counterweighting

Loader Specifications: (PRELIMINARY)

- Max lift height (under level bucket):
- 91.5 in / 2324 mm
- Clearance with bucket dumped:
- 64 in / 1626 mm
- Max dump angle: 48 °
- Reach with bucket on ground:
- 74.0 in / 1879.6 mm
- Bucket roll back angle: 30.4 °

Lift capacity:

- @ bucket pivot pin, max height:
 - 1250 (lbs.) / 567 (kg)
- @ 500 mm forward, max height:
 - 1100 (lbs.) / 499 (kg)
- @ bucket pivot pin, 1500 mm height:
 - 1500 (lbs.) / 680 (kg)

Breakout force:

- @ bucket pivot pin:
 - 2700 (lbs.) / 1225 (kg)
- @ 500 mm forward:
 - 1900 (lbs.) / 862 (kg)

Cycle times:

- Raising: 3.8 sec
- Lowering: 1.7 sec
- Lowering (float): 2.2 sec
- Bucket dumping: 2.2 sec
- Bucket roll back: 1.7 sec

Bucket Dimensions:

- Width: 68.4 in / 1736.7 mm
- Depth: 22.0 in / 558.8 mm
- Height: 21.4 in / 542.9 mm
- Length: 31.0 in / 787.4 mm
- Weight: 260 (lbs.) / 118 (kg)

Bucket Capacities:

- Struck:
 - 68" Bucket = .43 cu yd.
- Heaped:
 - 68" Bucket = .53 cu yd.

Loader specifications may vary based on tractor model, hydraulic system, tire size, etc.

*NOTE: The 140TLA2 DOES NOT come with mid mount valve, couplers or joystick as these items are now standard on the WORKMASTER™ 35/40 T4B tractors. If a mid mount valve, coupler or joystick is needed, these items must be ordered from parts.

WARRANTY

New Holland Standard Warranty Applies



**140TLA2 FARM LOADER WM35/40 (T4B ONLY)
US PRICE LIST**

Models

COMMERCIAL MODEL	Weight	Factory Data	List Price
140TLA2 T4B 35/40	800 LB	9004447P68	\$5,424.00



**140TLA2 FARM LOADER WM35/40 (T4B ONLY)
 US PRICE LIST**

Factory Supplied Options

Order Code	Description	Weight	Factory Data	List Price
------------	-------------	--------	--------------	------------

FAST PICK CONFIGURATION

SD_T9981 CONFIGURATION

Order Code	Description	Weight	Factory Data	List Price
XT9981X	Less Fast Pick Config			No Charge
X0341XX	WM 35 Gear R1 Fast Pick Fast Pick 140TLA2 Loader for WORKMASTER 35 ROPS (T4B) Package Contains: - Base 140TLA2 Loader - Mounting Frame - SSL Quick Attach Face plate - 68" Quick Attach bucket		(900089P38)	(\$109.00)
X0337XX	WM 35 Gear R4 Fast Pick Fast Pick 140TL2 Loader for WORKMASTER 35 ROPS (T4B) Package Contains: - Base 140TLA2 Loader - Mounting Frame - SSL Quick Attach Face plate - 68" Quick Attach bucket		(900089P38)	(\$109.00)
X0338XX	WM 40 HST R4 Fast Pick Fast Pick 140TLA2 Loader for WORKMASTER 40 ROPS (T4B) Package Contains: - Base 140TLA2 Loader - Mounting Frame - SSL Quick Attach Face plate - 68" Quick Attach bucket		(900089P38)	(\$109.00)



**140TLA2 FARM LOADER WM35/40 (T4B ONLY)
 US PRICE LIST**

Factory Supplied Attachments

Order Code	Description	Weight	Factory Data	List Price
713762006	Cls 2 Hydraulic Line & Fitting Kit CONVERSION KIT. This kit allows a 140TL loader (713740016) for WORKMASTER 33/37 tractors to be used on WORKMASTER 35/40 T4B tractors. The kit contains new loader mounting brackets, hardware and hydraulic coupler kit.	300 LB	9000615P00	\$750.00



**140TLA FARM LOADER WM33/37 (T4B ONLY)
US PRICE LIST**

Standard Equipment

TRACTOR APPLICATIONS:

- Current New Holland Compact Models:
- WORKMASTER™ 33 (T4B)
- WORKMASTER™ 37 (T4B)

NOTE:

- Important Compatibility Information
- A configured model 140TLA is NOT compatible with the WORKMASTER 35/40 T3 or T4B Tractors
 - To assure proper performance, see Operator's Manual for recommended counterweighting

Loader Specifications:

- Max lift height (under level bucket):
 - 91.5 in / 2324 mm
- Clearance with bucket dumped:
 - 64 in / 1626 mm
- Max dump angle: 48 °
- Reach with bucket on ground:
 - 74.0 in / 1879.6 mm
- Bucket roll back angle: 30.4 °

Lift capacity:

- @ bucket pivot pin, max height:
 - 1250 (lbs.) / 567 (kg)
- @ 500 mm forward, max height:
 - 1100 (lbs.) / 499 (kg)
- @ bucket pivot pin, 1500 mm height:
 - 1500 (lbs.) / 680 (kg)

Breakout force:

- @ bucket pivot pin:
 - 2700 (lbs.) / 1225 (kg)
- @ 500 mm forward:
 - 1900 (lbs.) / 862 (kg)

Cycle times:

- Raising: 3.8 sec
- Lowering: 1.7 sec
- Lowering (float): 2.2 sec
- Bucket dumping: 2.2 sec
- Bucket roll back: 1.7 sec

Bucket Dimensions:

- Width: 68.4 in / 1736.7 mm
- Depth: 22.0 in / 558.8 mm
- Height: 21.4 in / 542.9 mm
- Length: 31.0 in / 787.4 mm
- Weight: 260 (lbs.) / 118 (kg)

Bucket Capacities:

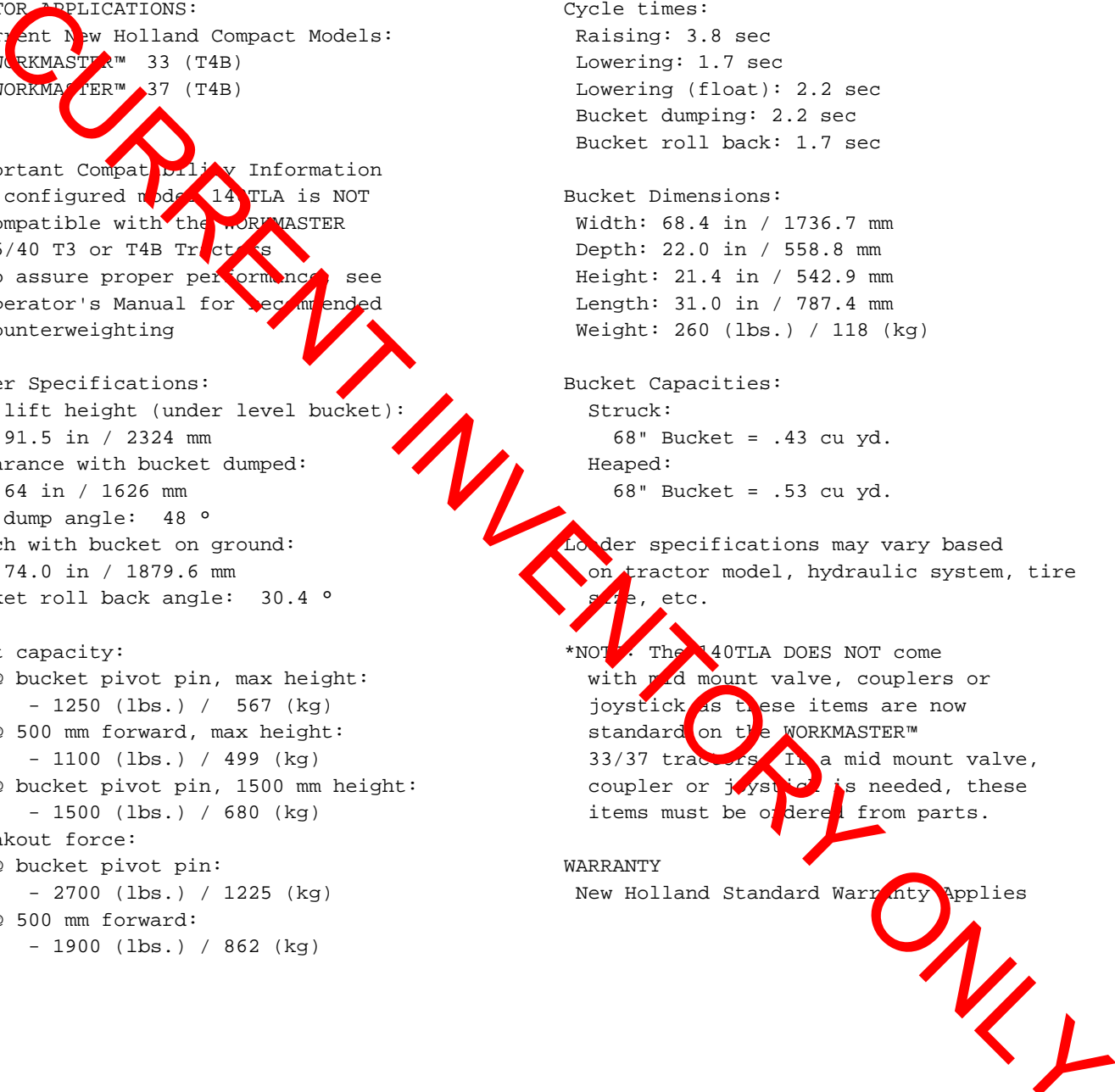
- Struck:
 - 68" Bucket = .43 cu yd.
- Heaped:
 - 68" Bucket = .53 cu yd.

Loader specifications may vary based on tractor model, hydraulic system, tire size, etc.

*NOTE: The 140TLA DOES NOT come with mid mount valve, couplers or joystick as these items are now standard on the WORKMASTER™ 33/37 tractors. If a mid mount valve, coupler or joystick is needed, these items must be ordered from parts.

WARRANTY

New Holland Standard Warranty Applies





140TLA FARM LOADER WM33/37 (T4B ONLY)
US PRICE LIST

Models

COMMERCIAL MODEL	Weight	Factory Data	List Price
140TL	800 LB	9004447P68	\$5,424.00

CURRENT INVENTORY ONLY



**140TL FARM LOADER WM33/37 (T4B ONLY)
 US PRICE LIST**

Factory Supplied Options

Order Code	Description	Weight	Factory Data	List Price
------------	-------------	--------	--------------	------------

FAST PICK CONFIGURATION

SD_T9981 CONFIGURATION

XT9981X	Less Fast Pick Config			No Charge
X0279XX	WRKMSTR 37 Fast Pick FAST PICK PKG PRICE = 2% SAVINGS OVER ALA-CART ORDER Fast Pick 140TL Loader for WORKMASTER 33 ROPS Package Contains: - Base 140TL Loader - Mounting Frame - SSL Quick Attach Face plate - 68" Quick Attach bucket		(900088P56)	(\$108.00)
X0280XX	WRKMSTR 37 Fast Pick FAST PICK PKG PRICE = 2% SAVINGS OVER ALA-CART ORDER Fast Pick 140TL Loader for WORKMASTER 33 ROPS Package Contains: - Base 140TL Loader - Mounting Frame - SSL Quick Attach Face plate - 68" Quick Attach bucket		(900088P56)	(\$108.00)

CURRENT INVENTORY ONLY



**140TL FARM LOADER WM33/37 (T4B ONLY)
 US PRICE LIST**

Factory Supplied Attachments

Order Code	Description	Weight	Factory Data	List Price
713742006	CIs 2 Hydraulic Line & Fitting Kit CONVERSION KIT. This kit allows a 140TL loader (713740016) for WORKMASTER 33/37 tractors to be used on WORKMASTER 35/40 T4B tractors. The kit contains new loader mounting brackets, hardware and hydraulic coupling kit.	300 LB	9000615P00	\$750.00

CURRENT INVENTORY ONLY



**235TL FARM LOADER BOOMER 24
US PRICE LIST**

Standard Equipment

TRACTOR APPLICATIONS:

- Current New Holland Compact Models:
- Boomer™ 24

NOTE:

- Important Compatibility Information
- 235TL is only compatible with Boomer 24 compact tractors
 - To assure proper performance, see Operator's Manual for recommended counterweighting

Loader Specifications:

- Max lift height (to bucket pivot pin):
 - 80.7 in / 2050 mm
- Max lift height (under level bucket):
 - 75.6 in / 1920 mm
- Reach at max lift height:
 - 25.2 in / 640 mm
- Max dump angle: 51.0°
- Bucket roll back angle: 29.0°
- Digging depth:
 - 3.9 in / 100.0 mm

Lift capacity:

- @ bucket pivot pin, max height:
 - 1034 (lbs.) / 470 (kg)
- @ 500 mm forward, max height:
 - 704 (lbs.) / 320 (kg)
- @ bucket pivot pin, 1500 mm height:
 - 1298 (lbs.) / 590 (kg)
- @ 500 mm forward, 1500 mm height:
 - 968 (lbs.) / 440 (kg)

Breakout force

- @ bucket pivot pin:
 - 1672 (lbs.) / 760 (kg)
- @ 500 mm forward:
 - 1166 (lbs.) / 530 (kg)
- Bucket roll back force:
 - @ ground level (500 mm forward):
 - 1298 (lbs.) / 590 (kg)

Cycle times:

- Raising: 2.4 sec
- Lowering: 1.2 sec
- Bucket dumping: 2.4 sec
- Bucket roll back: 1.2 sec

Bucket width:

- 54.0 in / 1371 mm

Bucket Capacities:

- Struck:
 - 54" Bucket = .20 cu yd.
- Heaped:
 - 54" Bucket = .24 cu yd.

Loader includes Grill Guard

Loader specifications may vary based on tractor model, engine speed, hydraulic system, tire type/ size, etc.

WARRANTY

New Holland Standard Warranty Applies

CURRENT INVENTORY ONLY



235TL FARM LOADER BOOMER 24
US PRICE LIST

Models

COMMERCIAL MODEL	TECHNICAL TYPE	Weight	Factory Data	List Price
235TL	550941102	680 LB	9003441P54	\$4,197.00

CURRENT INVENTORY ONLY



**235TL FARM LOADER BOOMER 24
 US PRICE LIST**

Factory Supplied Options

Order Code	Description	Weight	Factory Data	List Price
------------	-------------	--------	--------------	------------

FAST PICK CONFIGURATION

SD_T9981 CONFIGURATION

	XT9981X	Less Fast Pick Config			No Charge
	X0283XX	BMR 24 Fast Pick FAST PICK PICK PRICE = 2% SAVINGS OVER ALA-CART ORDER Fast Pick 235TL loader for Boomer 24 Package Contains: - Base 235TL Loader - Mounting Frame - Valve and Joystick - 54" Pin on bucket - Grill Guard		(900068P88)	(\$84.00)

CURRENT INVENTORY ONLY



235TL FARM LOADER BOOMER 24
US PRICE LIST

Factory Supplied Attachments

Order Code	Description	Weight	Factory Data	List Price
71040186	MID MNT REM VLV AND JSTIC	45 LB	9000531P36	\$648.00

CURRENT INVENTORY ONLY



**250TLA2 FARM LOADER BOOMER 35/40 (T4B)
US PRICE LIST**

Standard Equipment

TRACTOR APPLICATIONS:

- Current New Holland Compact Models:
- Boomer™ 35/40 ROPS (T4B ONLY)
 - Boomer™ 40 Cab (T4B ONLY)

Breakout force:

- @ bucket pivot pin:
 - 3257 (lbs.) / 1477 (kg)
- @ 500 mm forward:
 - 2444 (lbs.) / 1109 (kg)

NOTE:

Important Compatibility Information

- A configured model 250TLA2 is NOT compatible with other model tractors:
 - Boomer™ 3040/3045/3050, 30/40 Tier 3 or 33/37 Tier 4B
- To assure proper performance, see Operator's Manual for recommended counterweighting.

Cycle times:

- Raising: 3.8 sec
- Lowering: 2.0 sec
- Bucket dumping: 3.5 sec
- Bucket roll back: 2.2 sec

Bucket width:

- 68 in / 1727 mm

Loader Specifications: (PRELIMINARY)

- Max lift height (to bucket pivot pin):
 - 104 in / 2642 mm
- Max lift height (under level bucket):
 - 98 in / 2489 mm
- Clearance with bucket dumped:
 - 77 in / 1956 mm
- Reach at max lift height:
 - 48 in / 1219 mm
- Max dump angle: 48 °
- Reach with bucket on ground:
 - 78 in / 1981 mm
- Bucket roll back angle: 30 °
- Digging depth:
 - 6.8 in / 173 mm

Bucket Capacities:

- Struck:
 - 68" Bucket = .43 cu yd.
- Heaped:
 - 68" Bucket = .53 cu yd.

Loader specifications may vary based on tractor model, hydraulic system, tire size, etc.

*NOTE: The 250TLA2 do not come configured come with a mid mount valve and joystick as these items are now standard on the Boomer™ 35/40 T4B tractors. If a mid mount valve, joystick is needed, these items must be ordered from parts.

Lift capacity:

- @ bucket pivot pin, max height:
 - 1822 (lbs.) / 826 (kg)
- @ 500 mm forward, max height:
 - 1354 (lbs.) / 614 (kg)
- @ bucket pivot pin, 1500 mm height:
 - 2176 (lbs.) / 987 (kg)
- @ 500 mm forward, 1500 mm height:
 - 1686 (lbs.) / 765 (kg)

*Couplers are included with loader

WARRANTY

New Holland Standard Warranty Applies



**250TLA2 FARM LOADER BOOMER 35/40 (T4B)
US PRICE LIST**

Models

COMMERCIAL MODEL	TECHNICAL TYPE	Weight	Factory Data	List Price
250TLA2 T4B 35/40	550941121	800 LB	9005262P76	\$6,418.00



**250TLA2 FARM LOADER BOOMER 35/40 (T4B)
 US PRICE LIST**

Factory Supplied Options

Order Code	Description	Weight	Factory Data	List Price
------------	-------------	--------	--------------	------------

FAST PICK CONFIGURATION

SD_T9981 CONFIGURATION

		XT9981X	Less Fast Pick Config			No Charge
		X0331XX	BMR 40 Cab Fast Pick Fast Pick 250TLA2 Loader for Boomer 40 Cab (T4B) Package Contains: - Base 250TLA2 Loader - Mounting Frame - SSL Quick Attach Face plate - 68" Quick Attach bucket		(900105P78)	(\$129.00)



**250TLA2 FARM LOADER BOOMER 35/40 (T4B)
 US PRICE LIST**

Factory Supplied Attachments

Order Code	Description	Weight	Factory Data	List Price
713762016	Cls 2 Mounting & Hardware Kit CONVERSION KIT. This kit allows a 250TLA1 loader (727099016 Rops / 727099026 Cab) for BOOMER 33/37 tractors to be used on BOOMER 35/40 T4B Rops and Cab tractors. The kit contains new loader mounting brackets, hardware and hydraulic coupler kit.	265 LB	9000615P00	\$750.00



**250TLA1 FARM LOADER BOOMER 33/37 (T4B)
US PRICE LIST**

Standard Equipment

TRACTOR APPLICATIONS:

- Current New Holland Compact Models:
 - Boomer™ 33/37 ROPS (T4B)
 - Boomer™ 37 Cab (T4B)

Breakout force:

- @ bucket pivot pin:
 - 3257 (lbs.) / 1477 (kg)
- @ 500 mm forward:
 - 2444 (lbs.) / 1109 (kg)

NOTE:

Important Compatibility Information

- A configured model 250TLA1 is NOT compatible with other model tractors:
 - Boomer™ 3040/3045/3040,3040 T3
- To assure proper performance, see Operator's Manual for recommended counterweighting.

Cycle times:

- Raising: 3.8 sec
- Lowering: 2.0 sec
- Bucket dumping: 3.5 sec
- Bucket roll back: 2.2 sec

Loader Specifications:

- Max lift height (to bucket pivot pin):
 - 104 in / 2642 mm
- Max lift height (under level bucket):
 - 98 in / 2489 mm
- Clearance with bucket dumped:
 - 77 in / 1956 mm
- Reach at max lift height:
 - 48 in / 1219 mm
- Max dump angle: 48 °
- Reach with bucket on ground:
 - 78 in / 1981 mm
- Bucket roll back angle: 30 °
- Digging depth:
 - 6.8 in / 173 mm

Bucket width:

- 68 in / 1727 mm

Bucket Capacities:

- Struck:
 - 68" Bucket = .43 cu yd.
- Heaped:
 - 68" Bucket = .53 cu yd.

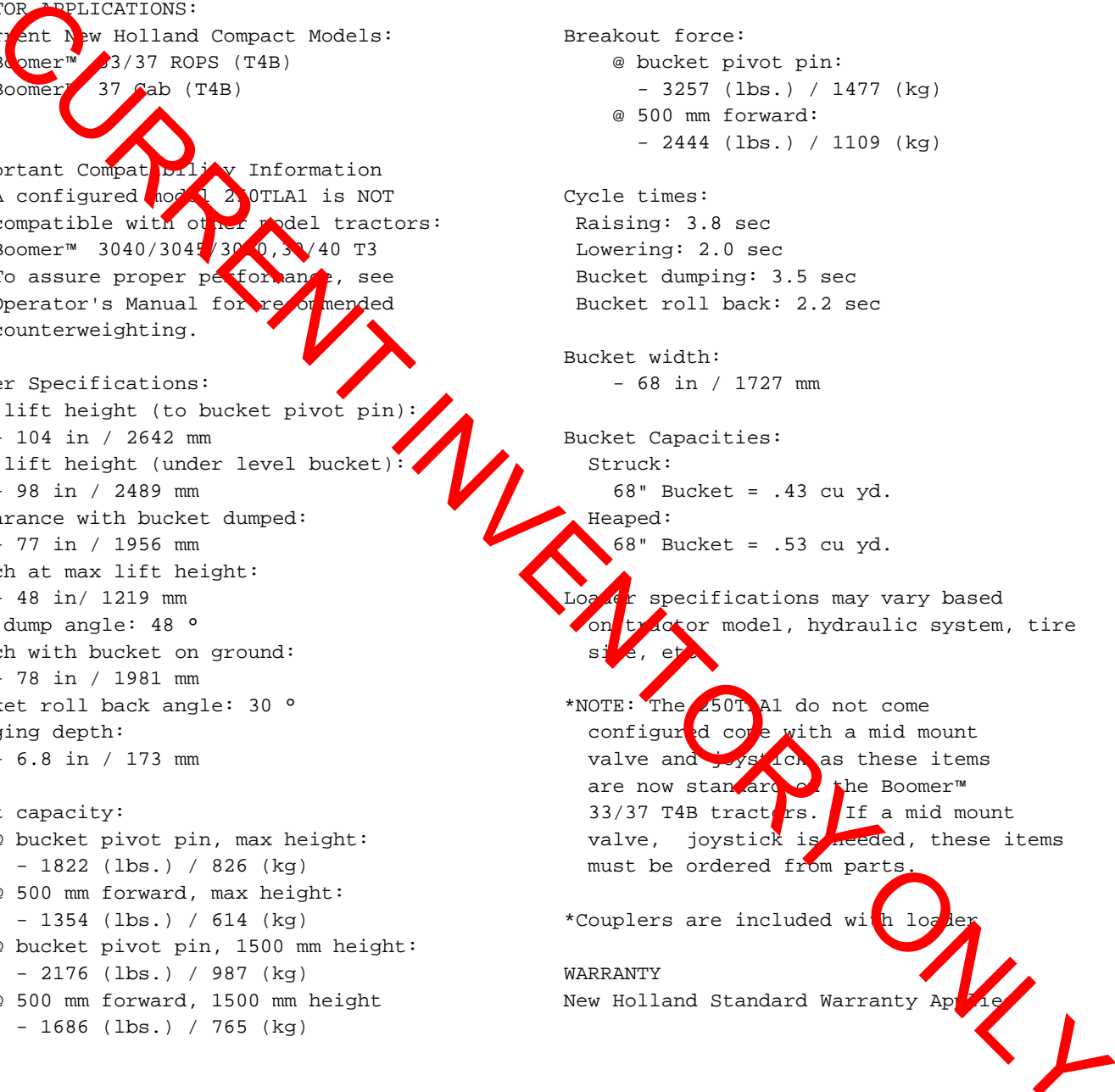
Loader specifications may vary based on tractor model, hydraulic system, tire size, etc.

*NOTE: The 250TLA1 do not come configured come with a mid mount valve and joystick as these items are now standard on the Boomer™ 33/37 T4B tractors. If a mid mount valve, joystick is needed, these items must be ordered from parts.

*Couplers are included with loader

WARRANTY

New Holland Standard Warranty Applies





**250TLA1 FARM LOADER BOOMER 33/37 (T4B)
US PRICE LIST**

Models

COMMERCIAL MODEL	Weight	Factory Data	List Price
250TLA1	800 LB	9005262P76	\$6,418.00
250TLA1 CAB NON-CVT	800 LB	9005262P76	\$6,418.00

CURRENT INVENTORY ONLY



**250TLA1 FARM LOADER BOOMER 33/37 (T4B)
 US PRICE LIST**

Factory Supplied Options

Order Code	Description	Weight	Factory Data	List Price
------------	-------------	--------	--------------	------------

FAST PICK CONFIGURATION

SD_T9981 CONFIGURATION

XT9981X	Less Fast Pick Config			No Charge
X0275XX	BMR 37 Cab Fast Pick FAST PICK PICK PRICE = 2% SAVINGS OVER ALA-CART ORDER Fast Pick 250TLA1 Loader for Boomer 37 Cab Package Contains: - Base 250TLA1 Loader - Mounting Frame - SSL Quick Attach Face plate - 68" Quick Attach bucket		(900104P96)	(\$128.00)

CURRENT INVENTORY ONLY



**250TLA1 FARM LOADER BOOMER 33/37 (T4B)
 US PRICE LIST**

Factory Supplied Attachments

Order Code	Description	Weight	Factory Data	List Price
713792016	Cls 2 Mounting & Hardware Kit CONVERSION KIT. This kit allows a 250TLA1 loader (727099016 Rops / 727099026 Cab) for BOOMER 33/37 tractors to be used on BOOMER 35/40 T4B Rops and Cab tractors. The kit contains new loader mounting brackets, hardware and hydraulic coupler kit.	265 LB	9000615P00	\$750.00

CURRENT INVENTORY ONLY



**260TLA2 FARM LOADER BOOMER 45/50/55 T4B
US PRICE LIST**

Standard Equipment

TRACTOR APPLICATIONS:

- Current New Holland Compact Models:
- Boomer™ 45/50/55 ROPS(T4B ONLY)
 - Boomer™ 45/50/55 Cab (T4B ONLY)

NOTE:

Important Compatibility Information

- A configured model 260TLA2 is NOT compatible with other model tractors: Boomer™ 40/50 Tier 3 or 41/47 T4B
- To assure proper performance, see Operator's Manual for recommended counterweighting.

Breakout force:

- @ bucket pivot pin:
 - 4081 (lbs.) / 1851 (kg)
- @ 500 mm forward:
 - 3191 (lbs.) / 1447 (kg)

Loader Specifications: (PRELIMINARY)

- Max lift height (to bucket pivot pin):
 - 109 in / 2769 mm
- Max lift height (under level bucket):
 - 103 in / 2616 mm
- Clearance with bucket dumped:
 - 80 in / 2032 mm
- Reach at max lift height:
 - 58 in / 1473 mm
- Max dump angle: 56 °
- Reach with bucket on ground:
 - 86 in / 2184 mm
- Bucket roll back angle: 28 °
- Digging depth:
 - 6.3 in / 160 mm

Cycle times:

- Raising: 3.8 sec
- Lowering: 2.0 sec
- Bucket dumping: 3.5 sec
- Bucket roll back: 2.2 sec

Bucket width:

- 72 in / 1829 mm

Loader specifications may vary based on tractor model, hydraulic system, tire size, etc.

*NOTE: The 260TLA2 do not come configured come with a mid mount valve and joystick as these items are now standard on the Boomer™ 45/50/55 tractors. If a mid mount valve, joystick is needed, these items must be ordered from parts.

*Couplers are included with loader

WARRANTY

New Holland Standard Warranty Applies



**260TLA2 FARM LOADER BOOMER 45/50/55 T4B
US PRICE LIST**

Models

COMMERCIAL MODEL	Weight	Factory Data	List Price
260TLA2 T4B 45/50/55	800 LB	9005468P58	\$6,669.00



**260TLA2 FARM LOADER BOOMER 45/50/55 T4B
 US PRICE LIST**

Factory Supplied Options

Order Code	Description	Weight	Factory Data	List Price
------------	-------------	--------	--------------	------------

FAST PICK CONFIGURATION

SD_T9981 CONFIGURATION

	XT9981X	Less Fast Pick Config			No Charge
	X0333XX	BMR 50 Cab Fast Pick Fast Pick 260TLA2 Loader for Boomer 50 Cab (T4B) Package Contains: - Base 260TLA2 Loader - Mounting Frame - SSL Quick Attach Face plate - 72" Quick Attach bucket		(900109P06)	(\$133.00)
	X0332XX	BMR 50 ROPS Fast Pick Fast Pick 260TLA2 Loader for Boomer 50 ROPS (T4B) Package Contains: - Base 260TLA2 Loader - Mounting Frame - SSL Quick Attach Face plate - 72" Quick Attach bucket		(900109P06)	(\$133.00)



**260TLA2 FARM LOADER BOOMER 45/50/55 T4B
 US PRICE LIST**

Factory Supplied Attachments

Order Code	Description	Weight	Factory Data	List Price
713762026	Cls 3 Mounting & Hardware Kit CONVERSION KIT. This kit allows a 260TLA1 loader (727100006 Rops/ 727100026 Cab) for BOOMER 41/47 tractors to be used on BOOMER 45/50/55 T4B Rops and Cab tractors. The kit contains new loader mounting brackets, hardware and hydraulic coupler kit.	231 LB	9000615P00	\$750.00



**260TLA1 FARM LOADER BOOMER 41/47 (T4B)
US PRICE LIST**

Standard Equipment

TRACTOR APPLICATIONS:

- Current New Holland Compact Models:
- Boomer™ 41/47 ROPS (T4B)
- Boomer™ 41/47 Cab (T4B)

NOTE:

Important Compatibility Information

- A configured model 260TLA1 is NOT compatible with other model tractors: Boomer™ 40/50 T3 or 45/50/55 T4B
- To assure proper performance, see Operator's Manual for recommended counterweighting.

Breakout force:

- @ bucket pivot pin:
 - 4081 (lbs.) / 1851 (kg)
- @ 500 mm forward:
 - 3191 (lbs.) / 1447 (kg)

Loader Specifications:

- Max lift height (to bucket pivot pin):
 - 109 in / 2769 mm
- Max lift height (under level bucket):
 - 103 in / 2616 mm
- Clearance with bucket dumped:
 - 80 in / 2032 mm
- Reach at max lift height:
 - 58 in / 1473 mm
- Max dump angle: 56 °
- Reach with bucket on ground:
 - 86 in / 2184 mm
- Bucket roll back angle: 28 °
- Digging depth:
 - 6.3 in / 160 mm

Cycle times:

- Raising: 3.8 sec
- Lowering: 2.0 sec
- Bucket dumping: 3.5 sec
- Bucket roll back: 2.2 sec

Bucket width:

- 72 in / 1829 mm

Loader specifications may vary based on tractor model, hydraulic system, tire size, etc.

Lift capacity:

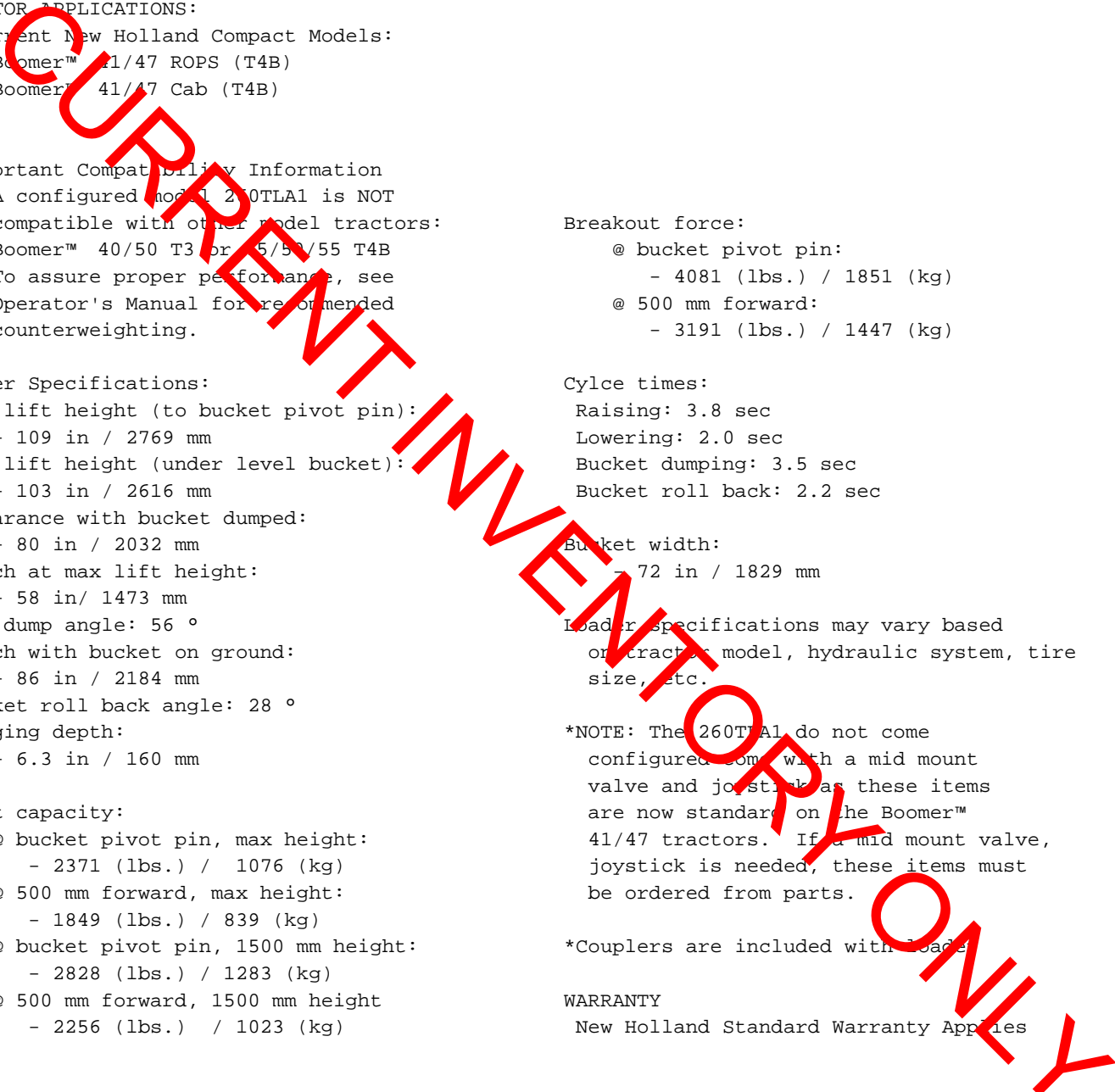
- @ bucket pivot pin, max height:
 - 2371 (lbs.) / 1076 (kg)
- @ 500 mm forward, max height:
 - 1849 (lbs.) / 839 (kg)
- @ bucket pivot pin, 1500 mm height:
 - 2828 (lbs.) / 1283 (kg)
- @ 500 mm forward, 1500 mm height:
 - 2256 (lbs.) / 1023 (kg)

*NOTE: The 260TLA1 do not come configured from with a mid mount valve and joystick as these items are now standard on the Boomer™ 41/47 tractors. If a mid mount valve, joystick is needed, these items must be ordered from parts.

*Couplers are included with loader

WARRANTY

New Holland Standard Warranty Applies





**260TLA1 FARM LOADER BOOMER 41/47 (T4B)
US PRICE LIST**

Models

COMMERCIAL MODEL	Weight	Factory Data	List Price
260TLA1	800 LB	9005468P58	\$6,669.00
260TLA1 CAB NON-CVT	800 LB	9005468P58	\$6,669.00

CURRENT INVENTORY ONLY



**260TLA1 FARM LOADER BOOMER 41/47 (T4B)
 US PRICE LIST**

Factory Supplied Options

Order Code	Description	Weight	Factory Data	List Price
------------	-------------	--------	--------------	------------

FAST PICK CONFIGURATION

SD_T9981 CONFIGURATION

	XT9981X	Less Fast Pick Config		No Charge
	X0282XX	BMR 47 Rops Fast Pick FAST PICK PKG PRICE = 2% SAVINGS OVER ALA-CART ORDER Fast Pick 260TLA1 Loader for Boomer 47 ROPS Package Contains: - Base 260TLA1 Loader - Mounting Frame - SSL Quick Attach Face plate - 72" Quick Attach bucket	(900109P06)	(\$133.00)
	X0276XX	BMR 47 Cab Fast Pick FAST PICK PKG PRICE = 2% SAVINGS OVER ALA-CART ORDER Fast Pick 260TLA1 Loader for Boomer 47 Cab Package Contains: - Base 260TLA1 Loader - Mounting Frame - SSL Quick Attach Face plate - 72" Quick Attach bucket	(900109P06)	(\$133.00)

CURRENT INVENTORY ONLY



**260TLA1 FARM LOADER BOOMER 41/47 (T4B)
 US PRICE LIST**

Factory Supplied Attachments

Order Code	Description	Weight	Factory Data	List Price
713792026	Cls 3 Mounting & Hardware Kit CONVERSION KIT. This kit allows a 260TLA1 loader (727100006 Rops/ 727100026 Cab) for BOOMER 41/47 tractors to be used on BOOMER 45/50/55 T4B Rops and Cab tractors. The kit contains new loader mounting brackets, hardware and hydraulic coupler kit.	231 LB	9000615P00	\$750.00

CURRENT INVENTORY ONLY



**250TLA FARM LOADER BOOMER 45/50D 46/54D
US PRICE LIST**

Standard Equipment

TRACTOR APPLICATIONS:

- Current New Holland Compact Models:
 - Boomer™ CVT 45/50D
 - Boomer™ CVT 46/54D

Prior New Holland Compact Models:

- Boomer™ CVT 3040/3045/3050
Serial # ZDME11945 & newer ONLY

NOTE:

- Important Compatibility Information
- A configured model 250TLA is NOT compatible with other model tractors
 - To assure proper performance, see Operator's Manual for recommended counterweighting.

Loader Specifications:

- Max lift height (to bucket pivot pin):
 - 104 in / 2642 mm
- Max lift height (under level bucket):
 - 98 in / 2489 mm
- Clearance with bucket dumped:
 - 77 in / 1956 mm
- Reach at max lift height:
 - 48 in / 1219 mm
- Max dump angle: 48 °
- Reach with bucket on ground:
 - 78 in / 1981 mm
- Bucket roll back angle: 30 °
- Digging depth:
 - 6.8 in / 173 mm

Lift capacity:

- @ bucket pivot pin, max height:
 - 1822 (lbs.) / 826 (kg)
- @ 500 mm forward, max height:
 - 1354 (lbs.) / 614 (kg)
- @ bucket pivot pin, 1500 mm height:
 - 2176 (lbs.) / 987 (kg)
- @ 500 mm forward, 1500 mm height:
 - 1686 (lbs.) / 765 (kg)

Breakout force:

- @ bucket pivot pin:
 - 3257 (lbs.) / 1477 (kg)
- @ 500 mm forward:
 - 2444 (lbs.) / 1109 (kg)

Cycle times:

- Raising: 3.8 sec
- Lowering: 2.0 sec
- Bucket dumping: 3.5 sec
- Bucket roll back: 2.2 sec

Bucket width:

68 in / 1727 mm

Bucket Capacities:

- Struck:
 - 68" Bucket = .43 cu yd.
- Heaped:
 - 68" Bucket = .55 cu yd.

Loader specifications may vary based on tractor model, hydraulic system, tire size, etc.

WARRANTY

New Holland Standard Warranty Applies

CURRENT INVENTORY ONLY



250TLA FARM LOADER BOOMER 45/50D 46/54D
US PRICE LIST

Models

COMMERCIAL MODEL	Weight	Factory Data	List Price
250TLA	800 LB	9004631P36	\$5,648.00

CURRENT INVENTORY ONLY



**250TLA FARM LOADER BOOMER 45/50D 46/54D
 US PRICE LIST**

Factory Supplied Options

Order Code	Description	Weight	Factory Data	List Price
------------	-------------	--------	--------------	------------

FAST PICK CONFIGURATION

SD_T9981 CONFIGURATION

XT9981X	Less Fast Pick Config			No Charge
X0281XX	BMR 54D Fast Pick FAST PICK PKG PRICE = 2% SAVINGS OVER ALA-CART ORDER Fast Pick 250TLA1 Loader for Boomer 54D Cab Package Contains: - Base 250TLA1 Loader for Loader Ready Tractor - SSL Quick Attach Face plate - 72" Quick Attach bucket		(900092P66)	(\$113.00)

CURRENT INVENTORY ONLY